

**FEATURES :**

- 7PIN SIP Package
- High Efficiency up to 84%
- Reinforced insulation
- The patient leakage current: Max 2μA
- Unregulated Output Types
- Internal SMD Construction
- Industry Standard Pinout
- Operating Temperature:-40°C TO +85°C
- Medical EMC Standard of EMI EN 60601-1:2006+A1:2013 Approved.
- Medical EMC Standard of EMS EN 60601-1-2:2015 Approved.

12D1M-2W series meet reinforced insulation requirements. They are specially designed for applications where require compact size, high isolation, low isolation capacitor and low leakage current power. They are widely used in medical, electricity, IGBT driver and so on. They are suitable for:

1. Where the voltage of the input power supply is stable (voltage variation: ±10% Vin)
2. Where isolation is necessary between input and output (isolation voltage ≤4200VAC or 6000VDC)
3. Where do not has high requirement of line regulation and the ripple & noise of the output voltage

Such as: Medical collection and isolation, High voltage collection circuit, IGBT-driven circuits, etc.

**Specifications typical at TA=25°C, nominal input voltage and rated output current unless otherwise specified**

Part Number	Output Voltage	Output Current	Efficiency	Max. Capacitive Load(Note)
	Vdc	mA	%Min/Typ	uF
12D1M-05S05N2W	5	400	73/77	1000
12D1M-05S12N2W	12	167	75/79	470
12D1M-05S15N2W	15	133	75/79	470
12D1M-12S05N2W	5	400	73/77	1000
12D1M-12S12N2W	12	167	76/80	470
12D1M-12S15N2W	15	133	78/82	470
12D1M-24S05N2W	5	400	75/79	1000
12D1M-24S12N2W	12	167	78/82	470
12D1M-24S15N2W	15	133	80/84	470
12D1M-05D05N2W	±5	±200	74/78	470
12D1M-05D09N2W	±9	±111	74/78	470
12D1M-05D12N2W	±12	±84	74/78	220
12D1M-05D15N2W	±15	±67	76/80	220
12D1M-12D05N2W	±5	±200	74/78	470
12D1M-12D09N2W	±9	±111	78/82	470
12D1M-12D12N2W	±12	±84	78/82	220
12D1M-12D15N2W	±15	±67	76/80	220
12D1M-24D05N2W	±5	±200	75/79	470
12D1M-24D09N2W	±9	±111	77/81	470
12D1M-24D12N2W	±12	±84	78/82	220
12D1M-24D15N2W	±15	±67	77/81	220

**Note:** The capacitive loads of positive and negative outputs are identical.

YUAN DEAN SCIENTIFIC



DC-DC Converter


12D1M-2W SERIES

2Watt

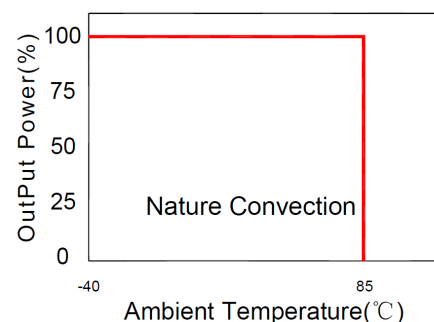
4.2KVac or 6KVdc Isolated

Single & Dual Output

SIP7



Temperature Derating Graph



**Input Specifications**

Parameters	Conditions	Min	Typ	Max	Units
Voltage Types	Vo, Io Nom			±10	%
Filter	Capacitor				

**Output Specifications**

Parameters	Conditions	Min	Typ	Max	Units
Voltage Tolerance	100% full load			±5	%
Line Regulation	For 1.0% OF Vin		1.2		%
Load Regulation	5V (10% To 100% F.L)			20	%
Load Regulation	9V(10% To 100% F.L)			15	%
Load Regulation	12V (10% To 100% F.L)			15	%
Load Regulation	15V(10% To 100% F.L)			15	%
Ripple & Noise	20MHz bandwidth		100	150	mVp-p
Output Short Circuit	(NOTE)			3	S

**Note:**

Supply voltage must be discontinued at the end of short circuit duration which less than 3s.

**General Specifications**

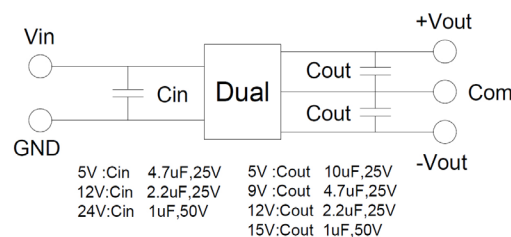
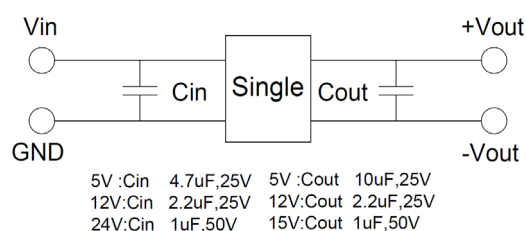
Parameters	Conditions	Min	Typ	Max	Units
Isolation Resistance	500Vdc	1000			MΩ
Isolation Capacitance	Input-output, 100KHz/0.1V		5		pF
Switching Frequency	Full load, nominal input		100		KHz
Operating Temperature		-40		+85	°C
Storage Temperature		-55		+125	°C
Humidity	Non Condensing			95	%
Cooling	Free air Convection				
Transformer Creepage		5			mm
Transformer Clearance		5			mm
PCB Creepage & Clearance		5.5			mm
Case material	DAP				
MTBF	MIL-HDBK-217F@25°C	3500000			Hours
Weight			4.0		g
Dimensions			19.5x9.8x12.5		mm

**Part Number**

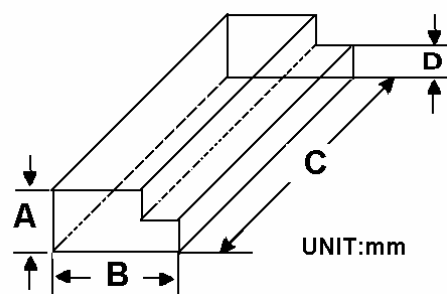
12D1M - 05 S 05 N 2W  
 A B C D E F

- A: Series
- B: Input Voltage
- C: Single Output
- D: Output Voltage
- E: Unregulated (N)
- F: Output Power

**Recommended Test Circuit**

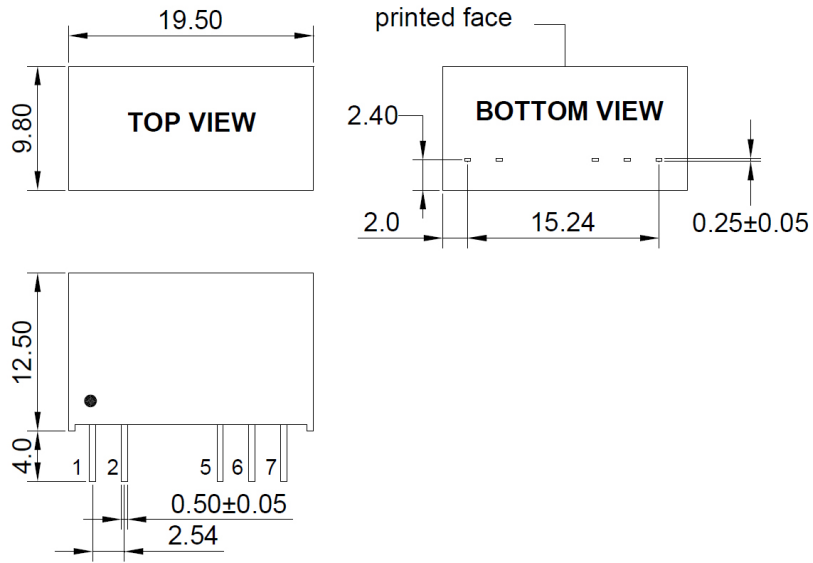


**Packaging**



Size(mm)			
A	B	C	D
12.0	28.55	550	6.00

Markings and Dimensions



UNIT: mm Unless otherwise specified, all tolerances are  $\pm 0.25$

PIN Connection

Pin	1	2	5	6	7
Single	+Vin	-Vin	-Vout	No Pin	+Vout
Dual	+Vin	-Vin	-Vout	Com	+Vout