


Description:

- EFD15 Platforms-SMT
- Power Range : Up to 60W
- Height : 10mmMAX
- Footprint : 22.5mmx17.5mm
- Topology : Forward and Flyback and so on
- Custom designs available

Other:

- Operating temperature range: -40°C to +85°C
- Storage temperature range: -55°C to +125°C



YUAN DEAN SCIENTIFIC



High Frequency
Wire Wound Transformer
15SEFD SERIES

PoE
Up to 60W
SMD



Part Number Meaning

15SEFD -046 1 CG NL
A B C D E

A:Series
B:Inductance
C:Sequence id
D:Schematics
E:ROHS

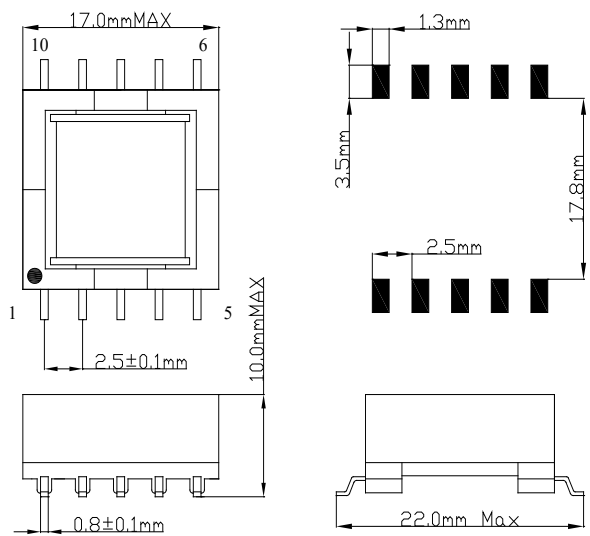
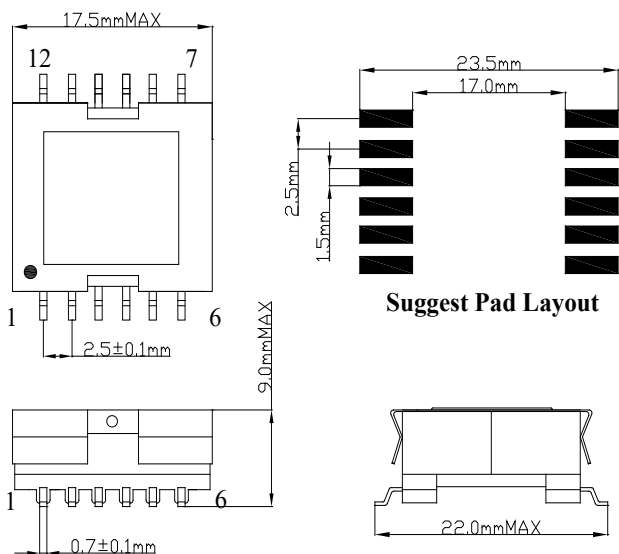
Part Number	Input	Output	Aux/bias	Oper. Freq (KHZ)	Turns ratio		L (uH)	DCR			Sch	Mech
								(Ohms MAX)				
					Pri:sec	pri:sec: aux/bias	Pri	sec	Aux /bia			
15SEFD-0461CGNL	9~42V	12V,0.3A 12V,0.3A 12V,0.3A	12V,0.3A	300	1:1.43 1:1.43 1:1.43	1:1.43:1.43	4.6±12%	0.01	0.173 0.173 0.173	0.095	CG	S1
15SEFD-0501CHNL	9~40V	12V/0.25A 12V/0.25A 7.5V/0.7A	7.5V,0.2A	300	1:1.44 1:1.44 1:0.89	1:1.44:0.89	5±10%	0.03	0.23 0.23 0.06	0.18	CH	S1
15SEFD-0721BINL	9~36V	5V,1.4A 3.3V,2.4A	13V,0.05A	250	1:0.5 1:0.4	1:0.5:1.2	7.2±5%	0.027	0.043 0.022	0.24	BI	S2
15SEFD-0801CDNL	12~57V	5V,1.9A 12V,1A	-	200	1:0.75 1:1.58	-	8.04±10%	0.05	0.05 0.15	-	CD	S1
15SEFD-1001CXNL	12~48V	48V,0.35A	-	-	-	1.5:1.13	10±12%	0.027	0.8	0.22	CX	S1
15SEFD-1011APNL	29.5~60V	3.3V,0.75A 3.3V,0.75A 3.3V,0.75A	11V,0.1A	250	1:0.176 1:0.176 1:0.176	1:0.176:0.529	100±10%	0.275	0.03 0.03 0.03	1.00	AP	S1
15SEFD-1011BCNL	28~59V	5V,2.4A	12V,15mA	250	-	5:1:2.5	100.7±8%	0.485	0.025	1.15	BC	S1
15SEFD-1011CPNL	29.5~60V	12V,0.3A 12V,0.3A	11V,0.1A	250	1:0.588 1:0.588	1:0.588:0.529	100±10%	0.275	0.25	1.00	CP	S1
15SEFD-1011DCNL	36~57V	12V,1.5A	12V,10mA	-	-	1.8:1:1	100±10%	0.22	0.068	0.57	DC	S1
15SEFD-1012APNL	29.5~60V	5V,0.5A 5V,0.5A 5V,0.5A	11V,0.1A	250	1:0.265 1:0.265 1:0.265	1:0.265:0.529	100±10%	0.275	0.095	1.00	AP	S1
15SEFD-1211APNL	36~57V	5V,0.9A 5V,0.9A 5V,0.9A	5V,50mA	-	1:0.14 1:0.14 1:0.14	1:0.14:0.14	120±10%	0.35	0.025 0.025 0.025	0.19	AP	S1
15SEFD-1211CSNL	33~57V	3.3V,3A 15V,0.1A -15,0.1A	11V,0.1A	200~500	1:0.125 1:0.5 1:0.5	1:0.125:0.375	115.0±13%	0.25	0.007 0.65 0.65	0.57	CS	S1
15SEFD-1213GNL	30~60V	12V,1.0A	15V,20mA	275	-	1:0.457:0.571	117.5±10%	0.201	0.06	0.335	G	S1
15SEFD-1311BANL	34~57V	24V,200mA 5V,1A	11.6V	-	1:0.711 1:0.2	1:0.711:0.465	125±10%	0.3	0.42 0.02	0.37	BA	S1
15SEFD-1311DENL	48V	12V,2.5A	12V	-	-	2.86:1:1	132.8±10%	0.73	0.033	0.36	DE	S1
15SEFD-1411FNL	35~56V	3.3V,1.2A 6V,0.5A 21V,0.035A	12V	200	38:5 38:8 38:32	38:5:28	144±10%	0.49	0.048 0.024 1.4	1.5	F	S2
15SEFD-1511ZNL	18~72V	5V,2A 7.5V,10mA	10V,20mA	500	5:1 3.2:1	1:0.2:0.44	150±10%	0.515	0.023 0.57	0.88	Z	S1
15SEFD-1513ZNL	36~57V	5V,2A 7.5V,10mA	10V,20mA	-	5:1 3.2:1	1: 0.2:0.44	150±10%	0.52	0.0275 0.525	0.77	Z	S1
15SEFD-1514ZNL	24~57V	12V,0.9A 7.8V,20mA	10V,20mA	-	2.24:1 3.36:1	11:0.446:0.467	150±10%	0.515	0.11 0.57	0.88	Z	S1
15SEFD-1611RNL	36~57V	3.3V,2A 12V,0.1A 12V,0.1A 5V,0.8A	11V,0.1A	125	1:0.15 1:0.57 1:0.57 1:0.23	1:0.15:0.4	160±15%	0.62	0.015 1.1 1.1 0.24	0.95	R	S1
15SEFD-1611ZNL	30~57V	5V,2A 7.5V,10mA	10V,15mA	100	5:1 5:1.5	5:1:2.2	157.5±10%	0.5	0.025 0.76	1.3	Z	S1
15SEFD-1671ZNL	36~57V	12V,0.83A 6V,10mA	12V,20mA	-	2:1 4:1	1:0.5:0.5	166.5±10%	0.76	0.103 0.475	1.1	Z	S1
15SEFD-1672ZNL	36~57V	12V,1.09A 6V,10mA	10V,20mA	-	2:1 4:1(HI-POT: 1500V)	1:0.5:0.5	166.5±10%	0.76	0.101 0.5	1.1	Z	S1
15SEFD-1673ZNL	36~57V	12V,1.09A 6V,10mA	10V,20mA	-	2:1 4:1(HI-POT: 1800V)	1:0.5:0.5	166.5±10%	0.76	0.101 0.5	1.1	Z	S1
15SEFD-1711CANL	28~60V	3.3V,4A	-	275	1:0.29 1:0.24	1:0.29:1.3	165MIN	0.07	0.011	1.29	CA	S1
15SEFD-1711ZNL	36~57V	3.3V,3A 5.6V,10mA	10V,20mA	125	6.5:1 3.7:1	1:0.154:0.5	166.5±10%	0.735	0.0225 0.51	0.985	Z	S1
15SEFD-1712ZNL	18~72V	12V,1A 12V,1A 6V,10mA	10V,20mA	500	2:1 2:1 4:1	1:0.5:0.5	166.5±10%	0.76	0.26 0.26 0.5	1.1	Z	S1

Part Number	Input	Output	Aux/bias	Oper. Freq	Turns ratio		L	DCR			Sch	Mech
								(Ohms MAX)				
					(KHZ)	Pri:sec		pri:sec aux/bias	(uH)	Pri		
15SEFD-2011APNL	29.5~60V	3.3V,0.45A 3.3V,0.45A 3.3V,0.45A	11V,0.1A	250	-	1:0.16:0.52 1:0.16:0.52 1:0.16:0.52	200±10%	0.5	0.07 0.07 0.07	1.0	AP	S1
15SEFD-2011BBNL	36~75V	3.3V,5.7A 3.3V,5.7A 3.3V,5.7A	30mA	300~400	9:3 9:3 9:3	9:3:12	200-20%/+30%	0.1	0.006 0.006 0.006	1.0	BB	S1
15SEFD-2501CGNL	18~90V	13V,0.2A 13V,0.2A 13V,0.2A	13V/0.6A	300	1:0.78 1:0.78 1:0.78	-	25±10%	0.11	0.25 0.25 0.25	0.1	CG	S1
15SEFD-2511BBNL	36~75V	3.3V,7.5A 12V,30mA	-	350	-	9:3:12	250±30%	0.087	0.0041	0.4	BB	S1
15SEFD-3501GNL	36~72V	12V,1.1A	12V,20mA	-	-	1:0.35:0.35	35.0±10%	0.095	0.017	0.15	G	S1
15SEFD-3701BDNL	11.6~19V 6V	6V,1.4A 6V,0.7A	-	100	3:1 3:1	-	37.1±10%	0.078	0.034 0.038	-	BD	S1
15SEFD-3701GNL	36~72V	24V,0.54A	12V,20mA	-	-	1:0.67:0.33	37.0±10%	0.086	0.049	0.37	G	S1
15SEFD-4001ABNL	36~72V	3.3V,6A	-	250	-	8:1:3.67	40±13%	0.13	0.0035	0.315	AB	S1
15SEFD-4001CCNL	10~57V	5V,2.6A	5V,20mA	-	1:0.36	1:0.36:0.43	40.0±10%	0.14	0.024	0.23	CC	S1
15SEFD-5601DFNL	36V	14.5V,0.5A 18V,0.5A -12V,0.5A +8V,1A	-	-	1:0.4 1:0.5 1:0.33 1:0.22	-	56±10%	0.16	0.12 0.16 0.11 0.045	-	DF	S1
15SEFD-6001GNL	36~72V	12V,0.5A	12V,20mA	-	-	1:0.35:0.35	55±10%	0.095	0.017	0.15	G	S1
15SEFD-6201MNL	33~57V	5V,1.5A 3.3V,2A 30V,0.05A	12V,20mA	200	5.5:1.75 5.5:1.0 5.5:9.25	5.5:1.75:3.75	62.0±12%	0.25	0.03 0.02 2.4	0.4	M	S1
15SEFD-6401BYNL	33~57V	5V,0.01 12V,0.83A	10V,0.02A	200	1:0.17 1:0.45	1:0.17:0.34	64±10%	0.32	0.33 0.08	0.5	BY	S2
15SEFD-7001BMNL	30~60V	3.3V,6A 5.5V	10V	250	1:0.147 1:0.235	1:0.147:0.412	77.8±10%	0.155	0.008 0.215	0.382	BM	S1
15SEFD-9501CWNL	10~57V	5V,5A	12V,20mA	250	1.25:1	1:0.8:2	95±28%	0.014	0.015	0.5	CW	S1

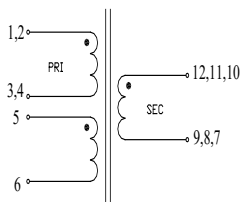
Mechanical Diagrams

S1

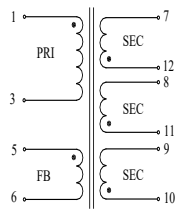
S2



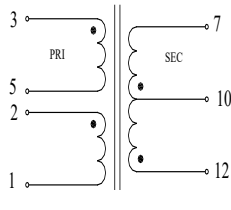
Schematics



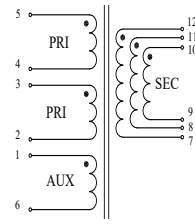
AB



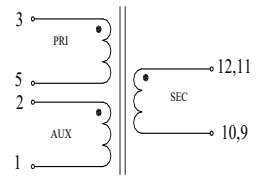
AP



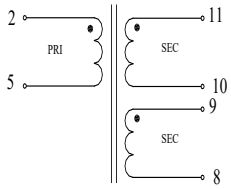
BA



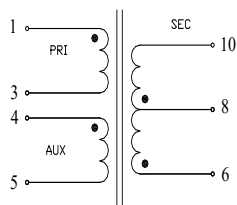
BB



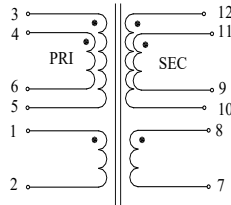
BC



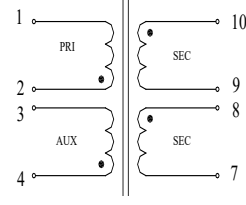
BD



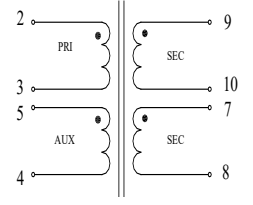
BI



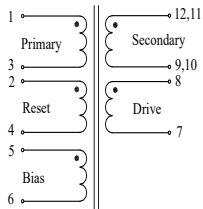
BM



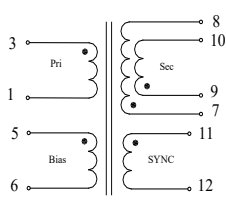
BS



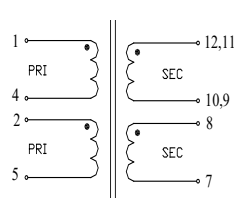
BY



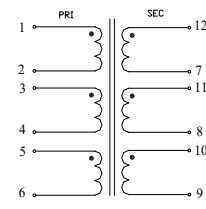
CA



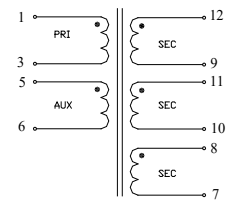
CC



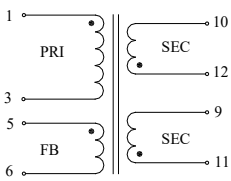
CD



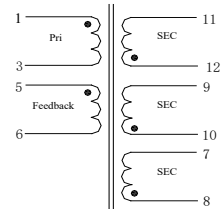
CG



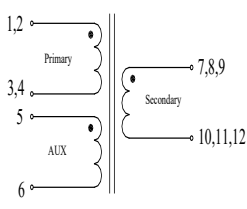
CH



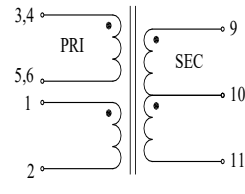
CP



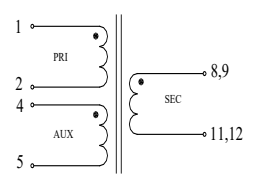
CS



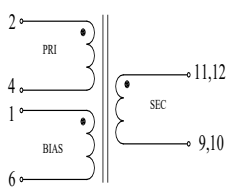
CW



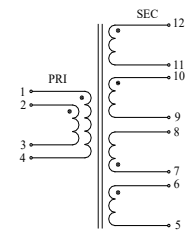
CX



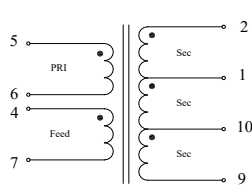
DC



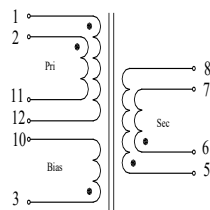
DE



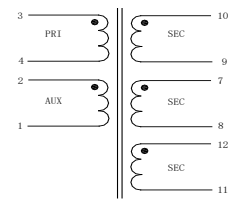
DF



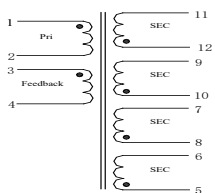
F



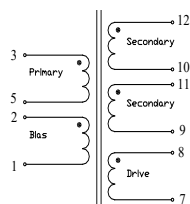
G



M



R



Z