

FEATURES :

- Universal Input 80~264VAC
- Medical safety design refer to (2 X MOPP) according to ANSI/AAMI ES60601-1 and IEC/EN60601-1
- Suitable for BF application with appropriate system consideration
- Extremely low leakage current
- EMI class B for class II configuration
- Protection: Short Circuit /Overload/Over Voltage/ Over Temperature
- No minimum load required
- 3 Years Warranty
- ROHS Compliant

Applications :

- Portable medical device
- Mobile clinical workstation
- Medical computer monitor
- Medical examination instrument

Specifications typical at TA=25°C, nominal input voltage and rated output current unless otherwise specified

Part Number	Output Wattage (W)	Output Voltage (VDC)	Output Current (mA)	Ripple & Noise (mV) max(Note)	Efficiency (TYP %)
GB10M-S05	10	5	2000	100	79
GB10M-S12	10.2	12	850	180	82
GB10M-S15	10	15	670	180	82
GB10M-S24	11	24	460	200	83

Note:

Ripple & noise is measured by using 20 MHz bandwidth, measured with a 47uf paralleled with a high-frequency 0.47uf capacitor across each output by full load.

Input Specifications

Parameters	Conditions	Min	Typ	Max	Units
Rated Input Voltage	Vo, lo nom		100~240		Vac
Voltage Range	Vo, lo nom	AC in	80	264	Vac
		DC in	105	370	Vdc
Line Frequency	Vi nom, lo nom	47	50/60	63	Hz
Input Current	lo nom	Vi:115VAC		25	A
		Vi:230VAC		45	A
Input Current (Full load)		0.3A (115Vac)	0.2A (230Vac)		
Input Fuse	VDE/UL/CCC	FUSE 2.5A/250V (Slow blow)			

YUAN DEAN SCIENTIFIC



AC-DC Converter


GB10M SERIES

10Watt

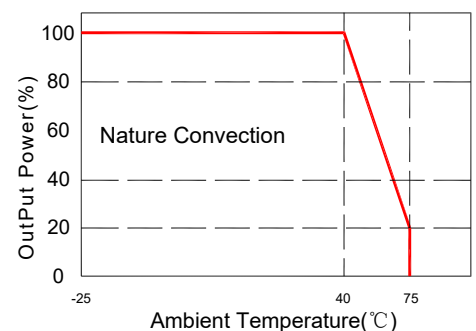
4KVac Isolated

Single Output

Open Frame



Temperature Derating Graph



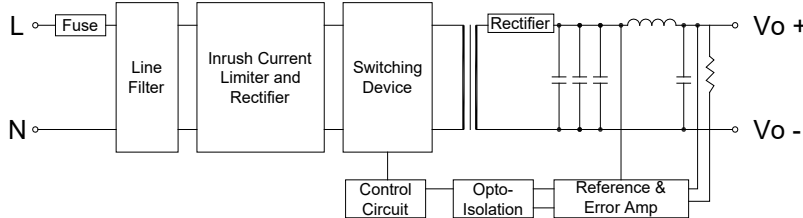
Output Specifications

Parameters	Conditions	Min	Typ	Max	Units
Output Voltage Accuracy	Vi nom, Io nom	5V Models		±3	%
	Vi nom, Io nom	12/15/24V Models		±2	%
Minimum Load	Vi nom	0			%
Line Regulation	Io nom, Vi min...Vi max		±0.3		%
Load Regulation	Vi nom, Io min...Io nom		±0.5		%
Protection	Overload	Above 110% rated output power			
		Protection type: Recovers automatically after fault condition is removed			
	Short circuit	Recovers automatically after fault condition is removed			
	Over Voltage	110%-150% rated output Voltage			
Protection type: Zener diode clamp					
Over Temperature	Protection type: Shut down o/p voltage, recovers automatically after temperature goes down				

General Specifications

Parameters	Conditions	Min	Typ	Max	Units
Isolation Voltage	Input / Output	4KVac/ 5mA/60Secs			
Isolation Resistance	Input / Output,@500 Vdc	100			MΩ
Operating Temperature	Operating at Vi nom, Io nom	-25		+75	°C
Storage Temperature	Non Operational	-40		+100	°C
Relative Humidity	Vi nom, Io nom			95	% RH
Dimension		L48.5x W23 x H14.0mm			
Cooling	Free air convection				

Circuit Schematic



PIN Connection

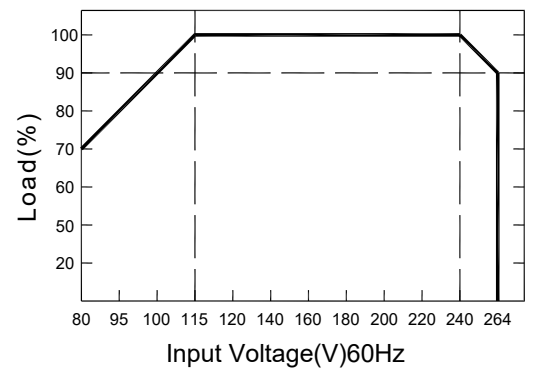
PIN	1	2	3	4
GB10M	ACN	ACL	-Vo	+Vo

Part Number

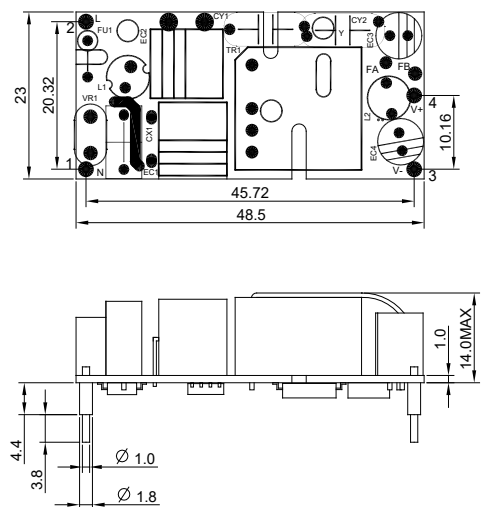
GB10M - S 05
A B C

A : Series
B : Single Output
C : Output Voltage

Output Derating VS Input Voltage



Markings and Dimensions



Unit : mm
Unless otherwise specified, all tolerances are ±0.50